

Worms & Wheels

Materials

2 MOD, 6.283mm Pitch

STD : Phosphor Bronze PB2
and Steel 214M15 / 655M13



20° Pressure Angle

LEAD ANGLE
RIGHT HAND
STANDARD

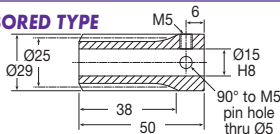
DISCOUNTS

Quantity	List Price
1 - 5	
6 - 19	- 12%
20 - 39	- 25%
40 - 59	- 33%
60 - 99	- 37%
100 - 200	- 42%

Worm

STEEL 214 M15 - En202

BORED TYPE



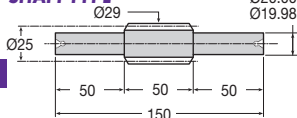
214M15 - EN202 UNHARDENED

PART NUMBER	PRICE EACH 1-5	No. of STARTS	LEAD ANGLE
W2-1	£39.01	1	4°34'
W2-2	£41.84	2	9°05'
W2-3	£44.89	3	13°29'
W2-4	£49.50	4	17°45'

214M15 - EN202 HARDENED

PART NUMBER	PRICE EACH 1-5
WH2-1	£55.45
WH2-2	£59.42
WH2-3	£63.77
WH2-4	£70.31

SHAFT TYPE



214M15 - EN202 UNHARDENED

PART NUMBER	PRICE EACH 1-5	No. of STARTS	LEAD ANGLE
SW2-1	£59.15	1	4°34'
SW2-2	£62.81	2	9°05'
SW2-3	£64.13	3	13°29'
SW2-4	£67.37	4	17°45'

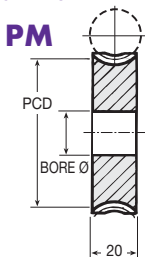
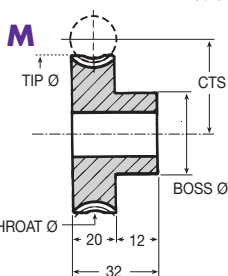
655M13 - EN36 HARDENED

PART NUMBER	PRICE EACH 1-5
SWH2-1	£84.13
SWH2-2	£89.20
SWH2-3	£91.13
SWH2-4	£95.65

Wheel

PHOSPHOR BRONZE - PB2

REDUCTION RATIO = No. of Teeth in Wheel
= No. of Starts in Worm



Double
Bossed
Wheels
Available @
Price x 1.4

15.26



Unit 14, Foxwood Ind. Park, Foxwood Rd. Chesterfield, Derbyshire S41 9RN
Telephone +44(0)1246 268080 Fax +44(0)1246 260003

LEAD ANGLE RIGHT HAND STANDARD

TORQUE CHECK variations at back	50 TEETH x 1000 R.P.M. INPUT	
	WITH STD WORM	WITH HARD WORM
TORQUE Nm	45.00	79.00
K.W.	0.094	0.166

Number of Teeth between **12 - 80**
See **Technical Section**

Note: When ordering Wheel, the number of starts on the mating Worm must be specified.

PART NUMBER	TEETH	PCD (mm)	CTS (mm)	Throat Ø (mm)	Tip Ø (mm)	Boss Ø (mm)	Bore Ø (mm)	PRICE EACH 1 - 5	
								M	PM
M2-12	12	24	24.50	28	30	20	12	£48.13	£29.84
M2-14	14	28	26.50	32	34	25	15	£55.32	£34.29
M2-15	15	30	27.50	34	36	25	15	£58.65	£36.37
M2-16	16	32	28.50	36	38	30	15	£62.01	£38.36
M2-17	17	34	29.50	38	40	30	15	£63.17	£39.19
M2-18	18	36	30.50	40	42	30	15	£64.35	£39.94
M2-19	19	38	31.50	42	44	30	15	£65.59	£40.65
M2-20	20	40	32.50	44	46	30	15	£66.77	£41.34
M2-22	22	44	34.50	48	50	30	15	£74.75	£46.45
M2-24	24	48	36.50	52	54	30	15	£78.77	£48.88
M2-25	25	50	37.50	54	56	40	20	£80.83	£50.11
M2-26	26	52	38.50	56	58	40	20	£82.82	£51.34
M2-28	28	56	40.50	60	62	40	20	£84.80	£52.58
M2-30	30	60	42.50	64	66	50	20	£86.80	£53.85
M2-32	32	64	44.50	68	70	50	20	£90.15	£63.08
M2-34	34	68	46.50	72	74	50	20	£100.45	£70.28
M2-35	35	70	47.50	74	76	50	20	£105.82	£74.04
M2-36	36	72	48.50	76	78	50	20	£111.32	£77.89
M2-38	38	76	50.50	80	82	50	20	£122.73	£85.86
M2-40	40	80	52.50	84	86	50	20	£134.69	£94.28
M2-42	42	84	54.50	88	90	50	20	£147.27	£103.05
M2-44	44	88	56.50	92	94	50	20	£160.37	£112.20
M2-45	45	90	57.50	94	96	50	20	£167.07	£116.95
M2-46	46	92	58.50	96	98	50	20	£173.99	£121.75
M2-48	48	96	60.50	100	102	50	20	£188.21	£131.67
M2-50	50	100	62.50	104	106	50	20	£202.95	£142.04
M2-52	52	104	64.50	108	110	50	20	£218.29	£152.75
M2-54	54	108	66.50	112	114	50	20	£234.14	£163.88
M2-55	55	110	67.50	114	116	50	20	£242.28	£169.56
M2-56	56	112	68.50	116	118	50	20	£250.56	£175.37
M2-58	58	116	70.50	120	122	50	20	£267.58	£187.22
M2-60	60	120	72.50	124	126	50	20	£285.11	£199.53
M2-62	62	124	74.50	128	130	50	20	£303.20	£212.25
M2-64	64	128	76.50	132	134	50	20	£321.84	£225.33
M2-65	65	130	77.50	134	136	50	20	£331.41	£231.92
M2-66	66	132	78.50	136	138	50	20	£341.09	£238.77
M2-68	68	136	80.50	140	142	50	20	£360.88	£252.55
M2-70	70	140	82.50	144	146	50	20	£381.18	£266.83
M2-72	72	144	84.50	148	150	50	20	£402.08	£281.43
M2-74	74	148	86.50	152	154	50	20	£423.51	£296.43
M2-75	75	150	87.50	154	156	50	20	£434.46	£304.12
M2-76	76	152	88.50	156	158	50	20	£445.54	£311.84
M2-78	78	156	90.50	160	162	50	20	£468.10	£327.65
M2-80	80	160	92.50	164	166	50	20	£491.20	£343.77



Worms & Wheels

2 MOD, 6.283mm Pitch

Materials

STD : Delrin
Machined Parts

**LEAD ANGLE
RIGHT HAND
STANDARD**



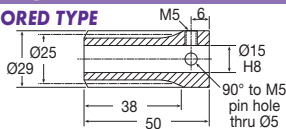
20° Pressure Angle

DISCOUNTS

1 - 5	List Price
6 - 29	- 22%
30 - 99	- 44%
100 - 399	- 47%
400 - 999	- 50%
1000 - 5000	- 53%

Worm DELRIN - Machined Parts

BORED TYPE

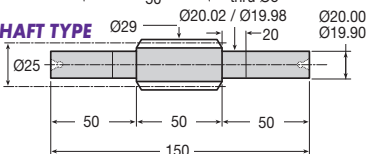


PLASTIC

PART NUMBER	No. of STARTS	LEAD ANGLE	PRICE EACH 1-5
ZW2-1	1	4°34'	£27.40
ZW2-2	2	9°05'	£29.38
ZW2-3	3	13°29'	£31.58
ZW2-4	4	17°45'	£34.80

MOD 2

SHAFT TYPE

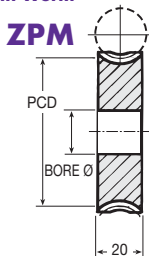
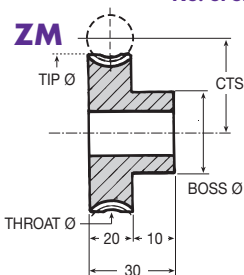


PLASTIC

PART NUMBER	No. of STARTS	LEAD ANGLE	PRICE EACH 1-5
ZSW2-1	1	4°34'	£41.66
ZSW2-2	2	9°05'	£44.26
ZSW2-3	3	13°29'	£45.15
ZSW2-4	4	17°45'	£47.35

Wheel DELRIN - Machined Parts

**REDUCTION RATIO = No. of Teeth in Wheel
= No. of Starts in Worm**



**Double
Bossed
Wheels
Available @
Price x 1.4**

Worms & Wheels Plastic

15.28



Unit 14, Foxwood Ind. Park, Foxwood Rd. Chesterfield, Derbyshire S41 9RN
Telephone +44(0)1246 268080 Fax +44(0)1246 260003

LEAD ANGLE RIGHT HAND STANDARD

TORQUE CHECK variations at back	50 TEETH x 1000 R.P.M. INPUT	
	WITH PLASTIC WORM	WITH STEEL WORM
TORQUE Nm	11	28.30
K.W.	0.023	0.059

Number of Teeth between **12 - 80**
See **Technical Section**

Note: When ordering Wheel, the number of starts on the mating Worm must be specified.

PART NUMBER	TEETH	PCD (mm)	CTS (mm)	Throat Ø (mm)	Tip Ø (mm)	Boss Ø (mm)	Bore Ø (mm)	PRICE EACH 1 - 5	ZM	ZPM
ZM2-12	12	24	24.50	28	30	20	12	£24.20	£18.50	
ZM2-14	14	28	26.50	32	34	25	15	£27.86	£21.32	
ZM2-15	15	30	27.50	34	36	25	15	£32.53	£24.89	
ZM2-16	16	32	28.50	36	38	30	15	£33.37	£25.61	
ZM2-17	17	34	29.50	38	40	30	15	£34.29	£26.32	
ZM2-18	18	36	30.50	40	42	30	15	£35.22	£26.97	
ZM2-19	19	38	31.50	42	44	30	15	£36.11	£27.68	
ZM2-20	20	40	32.50	44	46	30	15	£42.04	£32.27	
ZM2-22	22	44	34.50	48	50	30	15	£44.62	£34.15	
ZM2-24	24	48	36.50	52	54	30	15	£47.04	£36.11	
ZM2-25	25	50	37.50	54	56	40	20	£49.60	£38.05	
ZM2-26	26	52	38.50	56	58	40	20	£51.27	£39.34	
ZM2-28	28	56	40.50	60	62	40	20	£54.13	£40.28	
ZM2-30	30	60	42.50	64	66	50	20	£54.63	£41.92	
ZM2-32	32	64	44.50	68	70	50	20	£56.26	£43.14	
ZM2-34	34	68	46.50	72	74	50	20	£63.31	£48.55	
ZM2-35	35	70	47.50	74	76	50	20	£66.71	£51.12	
ZM2-36	36	72	48.50	76	78	50	20	£70.11	£53.82	
ZM2-38	38	76	50.50	80	82	50	20	£77.25	£59.32	
ZM2-40	40	80	52.50	84	86	50	20	£84.86	£65.15	
ZM2-42	42	84	54.50	88	90	50	20	£92.75	£71.18	
ZM2-44	44	88	56.50	92	94	50	20	£101.05	£77.48	
ZM2-45	45	90	57.50	94	96	50	20	£105.30	£80.76	
ZM2-46	46	92	58.50	96	98	50	20	£109.63	£84.13	
ZM2-48	48	96	60.50	100	102	50	20	£118.57	£90.99	
ZM2-50	50	100	62.50	104	106	50	20	£127.85	£98.11	
ZM2-52	52	104	64.50	108	110	50	20	£137.56	£105.53	
ZM2-54	54	108	66.50	112	114	50	20	£147.53	£113.12	
ZM2-55	55	110	67.50	114	116	50	20	£152.70	£117.17	
ZM2-56	56	112	68.50	116	118	50	20	£157.90	£121.15	
ZM2-58	58	116	70.50	120	122	50	20	£168.57	£129.36	
ZM2-60	60	120	72.50	124	126	50	20	£179.66	£137.88	
ZM2-62	62	124	74.50	128	130	50	20	£191.08	£146.58	
ZM2-64	64	128	76.50	132	134	50	20	£202.78	£155.59	
ZM2-65	65	130	77.50	134	136	50	20	£208.85	£160.24	
ZM2-66	66	132	78.50	136	138	50	20	£214.89	£164.96	
ZM2-68	68	136	80.50	140	142	50	20	£227.38	£174.54	
ZM2-70	70	140	82.50	144	146	50	20	£240.17	£184.30	
ZM2-72	72	144	84.50	148	150	50	20	£253.35	£194.36	
ZM2-74	74	148	86.50	152	154	50	20	£266.88	£204.80	
ZM2-75	75	150	87.50	154	156	50	20	£271.12	£210.05	
ZM2-76	76	152	88.50	156	158	50	20	£280.78	£215.40	
ZM2-78	78	156	90.50	160	162	50	20	£295.01	£226.32	
ZM2-80	80	160	92.50	164	166	50	20	£309.56	£237.51	

