

**Output Torque Range**  
38Nm to 164Nm

**Ratio**  
5:1 - 120:1

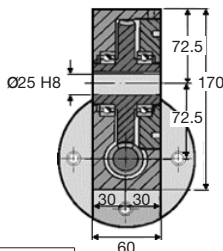
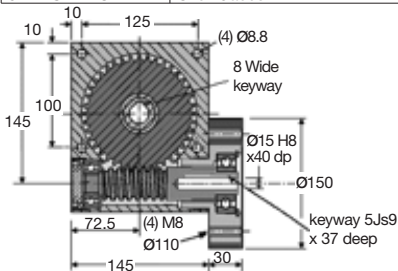

# Gearboxes

## HPCPF70

## Worm / Wheel Reduction

## Hollow Input

<b>WEIGHT</b>	7.90 Kg
<b>BACKLASH</b>	0° 30' approx
<b>HOURS LIFE</b>	12000 hr
<b>MAX INPUT SPEED</b>	3000 rpm
<b>MATERIAL:</b>	
<b>CASE MAT'L</b>	Aluminium HE30TF
<b>WORM MAT'L</b>	817M40(EN24)
<b>WHEEL MAT'L</b>	Alum. Bronze (AB2) with Steel Hub
<b>GREASED FOR LIFE</b>	Shell Gadus



N.m.	RPM Input	Reduction ratio					
		10:1	12:1	15:1	20:1	30:1	60:1
Output Torque	3000	38	40	42	45	50	56
	2000	47	49	53	55	61	69
	1000	61	65	67	71	73	83
	500	77	81	83	87	91	100
	200	99	101	105	107	113	121
	100	115	119	121	123	129	133
	50	129	133	137	139	144	146
	10	160	160	160	164	164	164

DISCOUNTS	
1 - 5	List Price
6 - 19	-5%
20 - 49	-10%
50 - 99	-15%
100 +	-20%

PART NUMBER	Ratio	Max Input Speed	Max Output Speed	% Effi. at 1000 Rpm	Backdrive	PRICE EACH 1-5
HPCPF70-10	10:1	3000	300	90	YES	£450.75
HPCPF70-12	12:1	3000	250	89	YES	£450.75
HPCPF70-15	15:1	3000	200	86	YES	£450.75
HPCPF70-20	20:1	3000	150	85	YES	£450.75
HPCPF70-30	30:1	3000	100	78	YES	£450.75
HPCPF70-60	60:1	3000	50	67	NO	£450.75
HPCPF70-S	5:1-120:1		SPECIAL RATIO			£533.28
HPCPF70-A	SPECIAL MINIMUM BACKLASH 0° 8' OF ARC					£645.42

Output Shafts: HPCP70-X (Single), HPCP70-DX (Double): See page 1.23.

Testing in your application is necessary. You will need to assess duty, cycles and confirm gearbox suitability with your own calculations. Torque figures are to be used for guidance only

Unit 14, Foxwood Industrial Park, Foxwood Rd. Chesterfield, Derbyshire S41 9RN  
Telephone +44(0)1246 268080 Fax +44(0)1246 260003



# 1.17

**Gearboxes** PRECISION WORM GEAR REDUCERS HPCPF70