

Worms & Wheels

Materials

12 DP, 0.2618" Pitch

STD : Phosphor Bronze PB2
and Steel 214M15 / 655M13



**LEAD ANGLE
RIGHT HAND
STANDARD**

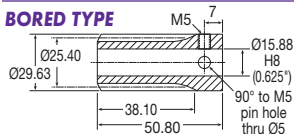
DISCOUNTS

Quantity	List Price
1 - 5	
6 - 19	- 12%
20 - 39	- 25%
40 - 59	- 33%
60 - 99	- 37%
100 - 200	- 42%

20° Pressure Angle

Worm STEEL 214 M15 - En202

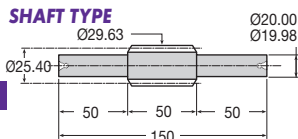
BORED TYPE



214M15 - EN202 UNHARDENED

PART NUMBER	PRICE EACH 1-5	No. of STARTS	LEAD ANGLE	214M15 - EN202 HARDENED	PRICE EACH 1-5
W12-1	£39.01	1	4°45'	WH12-1	£55.42
W12-2	£41.82	2	9°27'	WH12-2	£59.41
W12-3	£44.88	3	14°07'	WH12-3	£63.76
W12-4	£49.49	4	18°26'	WH12-4	£70.29

SHAFT TYPE

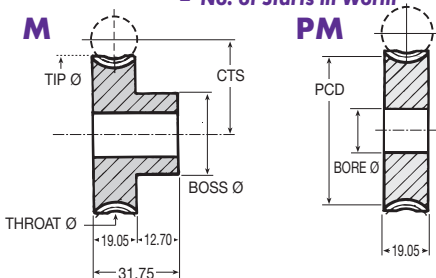


214M15 - EN202 UNHARDENED

PART NUMBER	PRICE EACH 1-5	No. of STARTS	LEAD ANGLE	655M13 - EN36 HARDENED	PRICE EACH 1-5
SW12-1	£59.14	1	4°45'	SWH12-1	£84.05
SW12-2	£62.78	2	9°27'	SWH12-2	£89.16
SW12-3	£64.11	3	14°07'	SWH12-3	£91.11
SW12-4	£67.33	4	18°26'	SWH12-4	£95.64

Wheel PHOSPHOR BRONZE - PB2

**REDUCTION RATIO = No. of Teeth in Wheel
= No. of Starts in Worm**



**Double
Bossed
Wheels
Available @
Price x 1.4**

15.66



Unit 14, Foxwood Ind. Park, Foxwood Rd. Chesterfield, Derbyshire S41 9RN
Telephone +44(0)1246 268080 Fax +44(0)1246 260003

LEAD ANGLE RIGHT HAND STANDARD

TORQUE CHECK variations at back	50 TEETH x 1000 R.P.M. INPUT	
	WITH STD WORM	WITH HARD WORM
TORQUE Nm	45	79
K.W.	0.094	0.166

Number of Teeth 12 - 80*See Technical Section**Note: When ordering Wheel, the number of starts on the mating Worm must be specified.*

PART NUMBER	TEETH	PCD (ins)	CTS (ins)	Throat Ø (ins)	Tip Ø (ins)	Boss Ø (ins)	Bore Ø (ins)	PRICE EACH 1 - 5	
								M	PM
M12-12	12	1.000	1.000	1.167	1.250	0.750	0.500	£48.13	£29.84
M12-14	14	1.167	1.083	1.333	1.417	0.937	0.500	£55.32	£34.29
M12-15	15	1.250	1.125	1.417	1.500	0.937	0.500	£58.65	£36.37
M12-16	16	1.333	1.167	1.500	1.583	0.937	0.500	£62.01	£38.36
M12-17	17	1.417	1.208	1.583	1.667	0.937	0.500	£63.17	£39.19
M12-18	18	1.500	1.250	1.667	1.750	1.250	0.625	£64.35	£39.94
M12-19	19	1.583	1.292	1.750	1.833	1.250	0.625	£65.59	£40.65
M12-20	20	1.667	1.333	1.833	1.917	1.250	0.625	£66.77	£41.34
M12-22	22	1.833	1.417	2.000	2.083	1.250	0.625	£74.75	£46.45
M12-24	24	2.000	1.500	2.167	2.250	1.250	0.625	£78.77	£48.88
M12-25	25	2.083	1.542	2.250	2.333	1.250	0.625	£80.83	£50.11
M12-26	26	2.167	1.583	2.333	2.417	1.250	0.625	£82.82	£51.34
M12-28	28	2.333	1.667	2.500	2.583	1.250	0.625	£84.80	£52.58
M12-30	30	2.500	1.750	2.667	2.750	1.250	0.625	£86.80	£53.85
M12-32	32	2.667	1.833	2.833	2.917	1.250	0.625	£90.15	£63.08
M12-34	34	2.833	1.917	3.000	3.083	1.250	0.625	£100.45	£70.28
M12-35	35	2.917	1.958	3.083	3.167	1.250	0.625	£105.82	£74.04
M12-36	36	3.000	2.000	3.167	3.250	1.500	0.625	£111.32	£77.89
M12-38	38	3.167	2.083	3.333	3.417	1.500	0.625	£122.73	£85.86
M12-40	40	3.333	2.167	3.500	3.583	1.500	0.625	£134.69	£94.28
M12-42	42	3.500	2.250	3.667	3.750	1.500	0.625	£147.27	£103.05
M12-44	44	3.667	2.333	3.833	3.917	1.500	0.625	£160.37	£112.20
M12-45	45	3.750	2.375	3.917	4.000	1.500	0.625	£167.07	£116.95
M12-46	46	3.833	2.417	4.000	4.083	1.500	0.625	£173.99	£121.75
M12-48	48	4.000	2.500	4.167	4.250	1.500	0.625	£188.21	£131.67
M12-50	50	4.167	2.583	4.333	4.417	1.500	0.625	£202.95	£142.04
M12-52	52	4.333	2.667	4.500	4.583	1.500	0.625	£218.29	£152.75
M12-54	54	4.500	2.750	4.667	4.750	1.500	0.625	£234.14	£163.88
M12-55	55	4.583	2.792	4.750	4.833	1.500	0.625	£242.28	£169.56
M12-56	56	4.667	2.833	4.833	4.917	1.500	0.625	£250.56	£175.37
M12-58	58	4.833	2.917	5.000	5.083	1.750	0.750	£267.58	£187.22
M12-60	60	5.000	3.000	5.167	5.250	1.750	0.750	£285.11	£199.53
M12-62	62	5.167	3.083	5.333	5.417	1.750	0.750	£303.20	£212.25
M12-64	64	5.333	3.167	5.500	5.583	1.750	0.750	£321.84	£225.33
M12-65	65	5.417	3.208	5.583	5.667	1.750	0.750	£331.41	£231.92
M12-66	66	5.500	3.250	5.667	5.750	1.750	0.750	£341.09	£238.77
M12-68	68	5.667	3.333	5.833	5.917	1.750	0.750	£360.88	£252.55
M12-70	70	5.833	3.417	6.000	6.083	1.750	0.750	£381.18	£266.83
M12-72	72	6.000	3.500	6.167	6.250	1.750	0.750	£402.08	£281.43
M12-74	74	6.167	3.583	6.333	6.417	2.000	0.750	£423.51	£296.43
M12-75	75	6.250	3.625	6.417	6.500	2.000	0.750	£434.46	£304.12
M12-76	76	6.333	3.667	6.500	6.583	2.000	0.750	£445.54	£311.84
M12-78	78	6.500	3.750	6.667	6.750	2.000	0.750	£468.10	£327.65
M12-80	80	6.667	3.833	6.833	6.917	2.000	0.750	£491.20	£343.77



Worms & Wheels

12 DP, 0.2618" Pitch

Materials

STD : Delrin
Machined Parts



20° Pressure Angle

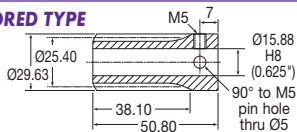
LEAD ANGLE
RIGHT HAND
STANDARD

DISCOUNTS

1 - 5	List Price
6 - 29	- 22%
30 - 99	- 44%
100 - 399	- 47%
400 - 999	- 50%
1000 - 5000	- 53%

Worm DELRIN - Machined Parts

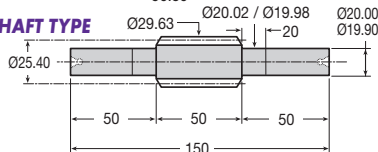
BORED TYPE



PLASTIC

PART NUMBER	No. of STARTS	LEAD ANGLE	PRICE EACH 1-5
ZW12-1	1	4°45'	£27.40
ZW12-2	2	9°27'	£29.38
ZW12-3	3	14°07'	£31.58
ZW12-4	4	18°26'	£34.80

SHAFT TYPE

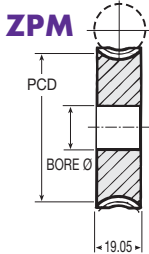
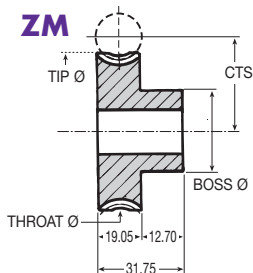


PLASTIC

PART NUMBER	No. of STARTS	LEAD ANGLE	PRICE EACH 1-5
ZSW12-1	1	4°45'	£41.66
ZSW12-2	2	9°27'	£44.26
ZSW12-3	3	14°07'	£45.10
ZSW12-4	4	18°26'	£47.35

Wheel DELRIN - Machined Parts

REDUCTION RATIO = $\frac{\text{No. of Teeth in Wheel}}{\text{No. of Starts in Worm}}$



Double
Bossed
Wheels
Available @
Price x 1.4

15.68



Unit 14, Foxwood Ind. Park, Foxwood Rd. Chesterfield, Derbyshire S41 9RN
Telephone +44(0)1246 268080 Fax +44(0)1246 260003

Worms & Wheels Plastic

DP 12

LEAD ANGLE RIGHT HAND STANDARD

TORQUE CHECK variations at back	50 TEETH x 1000 R.P.M. INPUT	
	WITH PLASTIC WORM	WITH STEEL WORM
TORQUE Nm	11.00	28.30
K.W.	0.023	0.059

Number of Teeth **12 - 80**

See Technical Section

Note: When ordering Wheel, the number of starts on the mating Worm must be specified.

PART NUMBER	TEETH	PCD (ins)	CTS (ins)	Throat Ø (ins)	Tip Ø (ins)	Boss Ø (ins)	Bore Ø (ins)	PRICE EACH 1 - 5	
								ZM	ZPM
ZM12-12	12	1.000	1.000	1.167	1.250	0.750	0.500	£24.22	£18.55
ZM12-14	14	1.167	1.083	1.333	1.417	0.937	0.500	£27.88	£21.36
ZM12-15	15	1.250	1.125	1.417	1.500	0.937	0.500	£32.53	£24.89
ZM12-16	16	1.333	1.167	1.500	1.583	0.937	0.500	£34.35	£26.32
ZM12-17	17	1.417	1.208	1.583	1.667	0.937	0.500	£35.02	£26.85
ZM12-18	18	1.500	1.250	1.667	1.750	1.250	0.625	£35.70	£27.39
ZM12-19	19	1.583	1.292	1.750	1.833	1.250	0.625	£41.36	£31.70
ZM12-20	20	1.667	1.333	1.833	1.917	1.250	0.625	£42.04	£32.27
ZM12-22	22	1.833	1.417	2.000	2.083	1.250	0.625	£47.11	£36.11
ZM12-24	24	2.000	1.500	2.167	2.250	1.250	0.625	£49.63	£38.05
ZM12-25	25	2.083	1.542	2.250	2.333	1.250	0.625	£50.90	£39.08
ZM12-26	26	2.167	1.583	2.333	2.417	1.250	0.625	£52.15	£40.04
ZM12-28	28	2.333	1.667	2.500	2.583	1.250	0.625	£53.45	£40.99
ZM12-30	30	2.500	1.750	2.667	2.750	1.250	0.625	£54.69	£41.95
ZM12-32	32	2.667	1.833	2.833	2.917	1.250	0.625	£56.83	£43.59
ZM12-34	34	2.833	1.917	3.000	3.083	1.250	0.625	£63.32	£48.55
ZM12-35	35	2.917	1.958	3.083	3.167	1.250	0.625	£66.73	£51.20
ZM12-36	36	3.000	2.000	3.167	3.250	1.500	0.625	£70.15	£53.84
ZM12-38	38	3.167	2.083	3.333	3.417	1.500	0.625	£77.36	£59.35
ZM12-40	40	3.333	2.167	3.500	3.583	1.500	0.625	£84.95	£65.18
ZM12-42	42	3.500	2.250	3.667	3.750	1.500	0.625	£92.79	£71.20
ZM12-44	44	3.667	2.333	3.833	3.917	1.500	0.625	£101.10	£77.57
ZM12-45	45	3.750	2.375	3.917	4.000	1.500	0.625	£105.36	£80.85
ZM12-46	46	3.833	2.417	4.000	4.083	1.500	0.625	£109.68	£84.15
ZM12-48	48	4.000	2.500	4.167	4.250	1.500	0.625	£118.64	£91.04
ZM12-50	50	4.167	2.583	4.333	4.417	1.500	0.625	£127.95	£98.17
ZM12-52	52	4.333	2.667	4.500	4.583	1.500	0.625	£137.60	£105.62
ZM12-54	54	4.500	2.750	4.667	4.750	1.500	0.625	£147.59	£113.22
ZM12-55	55	4.583	2.792	4.750	4.833	1.500	0.625	£152.77	£117.21
ZM12-56	56	4.667	2.833	4.833	4.917	1.500	0.625	£157.97	£121.22
ZM12-58	58	4.833	2.917	5.000	5.083	1.750	0.750	£168.73	£129.47
ZM12-60	60	5.000	3.000	5.167	5.250	1.750	0.750	£179.78	£137.96
ZM12-62	62	5.167	3.083	5.333	5.417	1.750	0.750	£191.20	£146.76
ZM12-64	64	5.333	3.167	5.500	5.583	1.750	0.750	£202.95	£155.70
ZM12-65	65	5.417	3.208	5.583	5.667	1.750	0.750	£209.01	£160.38
ZM12-66	66	5.500	3.250	5.667	5.750	1.750	0.750	£215.05	£165.07
ZM12-68	68	5.667	3.333	5.833	5.917	1.750	0.750	£227.55	£174.66
ZM12-70	70	5.833	3.417	6.000	6.083	1.750	0.750	£240.37	£184.43
ZM12-72	72	6.000	3.500	6.167	6.250	1.750	0.750	£253.51	£194.54
ZM12-74	74	6.167	3.583	6.333	6.417	2.000	0.750	£267.02	£204.94
ZM12-75	75	6.250	3.625	6.417	6.500	2.000	0.750	£273.96	£210.24
ZM12-76	76	6.333	3.667	6.500	6.583	2.000	0.750	£280.95	£215.56
ZM12-78	78	6.500	3.750	6.667	6.750	2.000	0.750	£295.18	£226.51
ZM12-80	80	6.667	3.833	6.833	6.917	2.000	0.750	£309.76	£237.64

