

Worms & Wheels

Materials

48 DP, 0.0654" Pitch

STD : Phosphor Bronze PB2
and Steel 214M15 / 655M13



LEAD ANGLE
RIGHT HAND
STANDARD

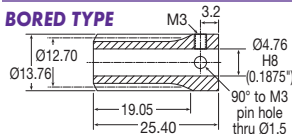
DISCOUNTS

	List Price
1 - 5	
6 - 19	- 12%
20 - 39	- 25%
40 - 59	- 33%
60 - 99	- 37%
100 - 200	- 42%

20° Pressure Angle

Worm STEEL 214 M15 - En202

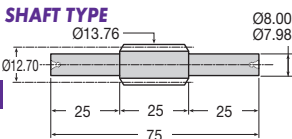
BORED TYPE



214M15 - EN202 UNHARDENED

PART NUMBER	PRICE EACH 1-5	No. of STARTS	LEAD ANGLE	214M15 - EN202 HARDENED	PRICE EACH 1-5
W48-1	£14.67	1	2°25'	WH48-1	£20.84
W48-2	£15.19	2	4°45'	WH48-2	£21.62
W48-3	£15.95	3	7°07'	WH48-3	£22.74
W48-4	£17.24	4	9°27'	WH48-4	£24.41

SHAFT TYPE

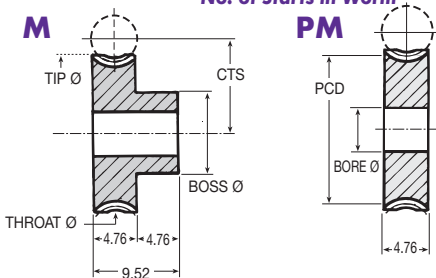


214M15 - EN202 UNHARDENED

PART NUMBER	PRICE EACH 1-5	No. of STARTS	LEAD ANGLE	655M13 - EN36 HARDENED	PRICE EACH 1-5
SW48-1	£28.90	1	2°25'	SWH48-1	£41.09
SW48-2	£30.39	2	4°45'	SWH48-2	£43.21
SW48-3	£31.85	3	7°07'	SWH48-3	£45.25
SW48-4	£33.28	4	9°27'	SWH48-4	£47.36

Wheel PHOSPHOR BRONZE - PB2

REDUCTION RATIO = No. of Teeth in Wheel
= No. of Starts in Worm



Double Bossed Wheels Available @ Price x 1.4

15.46



Unit 14, Foxwood Ind. Park, Foxwood Rd. Chesterfield, Derbyshire S41 9RN
Telephone +44(0)1246 268080 Fax +44(0)1246 260003

LEAD ANGLE RIGHT HAND STANDARD

TORQUE CHECK variations at back	50 TEETH x 1000 R.P.M. INPUT	
	WITH STD WORM	WITH HARD WORM
TORQUE Nm	1.01	1.86
K.W.	0.006	0.0039

Number of Teeth 12 - 350*See Technical Section**Note: When ordering Wheel, the number of starts on the mating Worm must be specified.*

PART NUMBER	TEETH	PCD (ins)	CTS (ins)	Throat Ø (ins)	Tip Ø (ins)	Boss Ø (ins)	Bore Ø (ins)	PRICE EACH 1 - 5	
								M	PM
M48-12	12	0.250	0.375	0.292	0.313	0.292	0.125	£11.35	£10.62
M48-15	15	0.313	0.406	0.354	0.375	0.312	0.125	£12.06	£11.20
M48-18	18	0.375	0.438	0.417	0.438	0.312	0.125	£12.66	£11.77
M48-20	20	0.417	0.458	0.458	0.479	0.375	0.187	£13.30	£12.11
M48-22	22	0.458	0.479	0.500	0.521	0.375	0.187	£13.59	£12.40
M48-25	25	0.521	0.510	0.563	0.583	0.375	0.187	£14.25	£12.51
M48-28	28	0.583	0.542	0.625	0.646	0.375	0.187	£14.46	£12.62
M48-30	30	0.625	0.563	0.667	0.688	0.375	0.187	£14.51	£12.66
M48-32	32	0.667	0.583	0.708	0.729	0.375	0.187	£15.14	£12.77
M48-35	35	0.729	0.614	0.771	0.792	0.375	0.187	£15.77	£12.84
M48-38	38	0.792	0.646	0.833	0.854	0.375	0.187	£16.73	£14.12
M48-40	40	0.833	0.667	0.875	0.896	0.375	0.187	£17.67	£14.46
M48-42	42	0.875	0.688	0.917	0.938	0.375	0.187	£17.98	£14.61
M48-45	45	0.938	0.719	0.979	1.000	0.375	0.187	£18.24	£14.82
M48-48	48	1.000	0.750	1.042	1.063	0.500	0.250	£18.87	£15.50
M48-50	50	1.042	0.771	1.083	1.104	0.500	0.250	£19.13	£15.95
M48-52	52	1.083	0.792	1.125	1.146	0.500	0.250	£19.96	£16.65
M48-55	55	1.146	0.823	1.188	1.208	0.500	0.250	£20.55	£17.73
M48-58	58	1.208	0.854	1.250	1.271	0.500	0.250	£21.67	£18.76
M48-60	60	1.250	0.875	1.292	1.313	0.500	0.250	£22.51	£20.64
M48-62	62	1.292	0.896	1.333	1.354	0.500	0.250	£23.39	£20.95
M48-65	65	1.354	0.927	1.396	1.417	0.500	0.250	£24.24	£21.33
M48-68	68	1.417	0.958	1.458	1.479	0.500	0.250	£25.12	£21.85
M48-70	70	1.458	0.979	1.500	1.521	0.500	0.250	£26.00	£23.30
M48-72	72	1.500	1.000	1.542	1.563	0.500	0.250	£26.86	£24.07
M48-75	75	1.563	1.031	1.604	1.625	0.500	0.250	£27.74	£24.78
M48-78	78	1.625	1.063	1.667	1.688	0.500	0.250	£28.66	£25.79
M48-80	80	1.667	1.083	1.708	1.729	0.500	0.250	£29.60	£26.80
M48-82	82	1.708	1.104	1.750	1.771	0.500	0.250	£30.48	£28.97
M48-85	85	1.771	1.135	1.813	1.833	0.500	0.250	£34.61	£31.22
M48-88	88	1.833	1.137	1.875	1.896	0.500	0.250	£35.51	£31.43
M48-90	90	1.875	1.188	1.917	1.938	0.500	0.250	£39.68	£36.93
M48-92	92	1.917	1.208	1.958	1.979	0.500	0.250	£40.58	£37.76
M48-95	95	1.979	1.240	2.021	2.042	0.500	0.250	£41.52	£38.59
M48-96	96	2.000	1.250	2.042	2.063	0.750	0.250	£42.40	£39.47
M48-98	98	2.042	1.271	2.083	2.104	0.750	0.250	£44.80	£41.66
M48-100	100	2.083	1.292	2.125	2.146	0.750	0.250	£47.15	£43.86
M48-110	110	2.292	1.396	2.333	2.354	0.750	0.250	£49.08	£45.68
M48-120	120	2.500	1.500	2.542	2.563	0.750	0.250	£50.09	£46.52
M48-140	140	2.917	1.708	2.958	2.979	0.750	0.250	£51.96	£48.35
M48-150	150	3.125	1.813	3.167	3.188	0.750	0.250	£52.88	£49.23
M48-160	160	3.333	1.917	3.375	3.396	0.750	0.250	£60.40	£50.10
M48-180	180	3.750	2.125	3.792	3.813	0.750	0.250	£75.75	£65.32
M48-200	200	4.167	2.330	4.208	4.229	0.750	0.250	£94.50	£77.18
M48-350	350	7.291	3.895	7.333	7.354	1.500	0.500	£304.02	£258.43



Worms & Wheels

48 DP, 0.0654" Pitch

Materials

STD : Delrin
Machined Parts



20° Pressure Angle

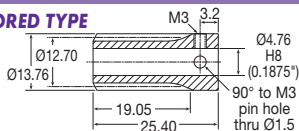
LEAD ANGLE
RIGHT HAND
STANDARD

DISCOUNTS

1 - 5	List Price
6 - 29	- 22%
30 - 99	- 44%
100 - 399	- 47%
400 - 999	- 50%
1000 - 5000	- 53%

Worm DELRIN - Machined Parts

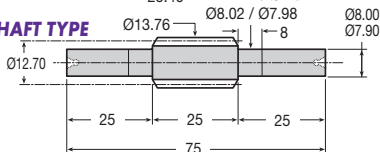
BORED TYPE



PLASTIC

PART NUMBER	No. of STARTS	LEAD ANGLE	PRICE EACH 1-5
ZW48-1	1	2°25'	£10.25
ZW48-2	2	4°45'	£10.70
ZW48-3	3	7°07'	£11.19
ZW48-4	4	9°27'	£12.08

SHAFT TYPE

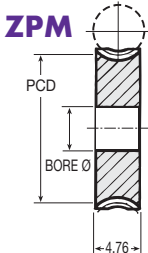
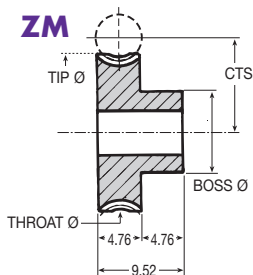


PLASTIC

PART NUMBER	No. of STARTS	LEAD ANGLE	PRICE EACH 1-5
ZSW48-1	1	2°25'	£20.35
ZSW48-2	2	4°45'	£21.37
ZSW48-3	3	7°07'	£22.38
ZSW48-4	4	9°27'	£23.45

Wheel DELRIN - Machined Parts

REDUCTION RATIO = $\frac{\text{No. of Teeth in Wheel}}{\text{No. of Starts in Worm}}$



Double
Bossed
Wheels
Available @
Price x 1.4

15.48



Unit 14, Foxwood Ind. Park, Foxwood Rd. Chesterfield, Derbyshire S41 9RN
Telephone +44(0)1246 268080 Fax +44(0)1246 260003

LEAD ANGLE RIGHT HAND STANDARD

TORQUE CHECK variations at back	50 TEETH x 1000 R.P.M. INPUT	
	WITH PLASTIC WORM	WITH STEEL WORM
TORQUE Nm	0.25	0.65
K.W.	0.0005	0.0014

Number of Teeth **12 - 350**

See Technical Section

Note: When ordering Wheel, the number of starts on the mating Worm must be specified.

PART NUMBER	TEETH	PCD (ins)	CTS (ins)	Throat Ø (ins)	Tip Ø (ins)	Boss Ø (ins)	Bore Ø (ins)	PRICE EACH 1 - 5	ZM	ZPM
ZM48-12	12	0.250	0.375	0.292	0.313	0.292	0.125	£5.73		£4.35
ZM48-15	15	0.313	0.406	0.354	0.375	0.312	0.125	£6.03		£4.59
ZM48-18	18	0.375	0.438	0.417	0.438	0.312	0.125	£6.32		£4.83
ZM48-20	20	0.417	0.458	0.458	0.479	0.375	0.187	£6.68		£5.09
ZM48-22	22	0.458	0.479	0.500	0.521	0.375	0.187	£6.77		£5.22
ZM48-25	25	0.521	0.510	0.563	0.583	0.375	0.187	£7.10		£5.48
ZM48-28	28	0.583	0.542	0.625	0.646	0.375	0.187	£7.27		£5.50
ZM48-30	30	0.625	0.563	0.667	0.688	0.375	0.187	£7.28		£5.54
ZM48-32	32	0.667	0.583	0.708	0.729	0.375	0.187	£7.63		£5.81
ZM48-35	35	0.729	0.615	0.771	0.792	0.375	0.187	£7.87		£6.06
ZM48-38	38	0.792	0.646	0.833	0.854	0.375	0.187	£8.38		£6.40
ZM48-40	40	0.833	0.667	0.875	0.896	0.375	0.187	£8.91		£6.75
ZM48-42	42	0.875	0.688	0.917	0.938	0.375	0.187	£8.96		£6.87
ZM48-45	45	0.938	0.719	0.979	1.000	0.375	0.187	£9.18		£7.02
ZM48-48	48	1.000	0.750	1.042	1.063	0.500	0.250	£9.47		£7.27
ZM48-50	50	1.042	0.771	1.083	1.104	0.500	0.250	£9.60		£7.36
ZM48-52	52	1.083	0.792	1.125	1.146	0.500	0.250	£10.01		£7.72
ZM48-55	55	1.146	0.823	1.188	1.208	0.500	0.250	£10.30		£7.87
ZM48-58	58	1.208	0.854	1.250	1.271	0.500	0.250	£11.96		£9.18
ZM48-60	60	1.250	0.875	1.292	1.313	0.500	0.250	£12.44		£9.55
ZM48-62	62	1.292	0.896	1.333	1.354	0.500	0.250	£12.94		£9.93
ZM48-65	65	1.354	0.927	1.396	1.417	0.500	0.250	£13.41		£10.25
ZM48-68	68	1.417	0.958	1.458	1.479	0.500	0.250	£13.93		£10.65
ZM48-70	70	1.458	0.979	1.500	1.521	0.500	0.250	£14.38		£10.99
ZM48-72	72	1.500	1.000	1.542	1.563	0.500	0.250	£14.83		£11.34
ZM48-75	75	1.563	1.031	1.604	1.625	0.500	0.250	£15.38		£11.76
ZM48-78	78	1.625	1.063	1.667	1.688	0.500	0.250	£18.04		£13.78
ZM48-80	80	1.667	1.083	1.708	1.729	0.500	0.250	£18.61		£14.27
ZM48-82	82	1.708	1.104	1.750	1.771	0.500	0.250	£19.16		£14.72
ZM48-85	85	1.771	1.135	1.813	1.833	0.500	0.250	£21.74		£16.73
ZM48-88	88	1.833	1.167	1.875	1.896	0.500	0.250	£22.36		£17.13
ZM48-90	90	1.875	1.188	1.917	1.938	0.500	0.250	£24.98		£19.16
ZM48-92	92	1.917	1.208	1.958	1.979	0.500	0.250	£25.59		£19.61
ZM48-95	95	1.979	1.240	2.021	2.042	0.500	0.250	£26.11		£20.00
ZM48-96	96	2.000	1.250	2.042	2.063	0.750	0.250	£26.68		£20.47
ZM48-98	98	2.042	1.271	2.083	2.104	0.750	0.250	£28.21		£21.62
ZM48-100	100	2.083	1.292	2.125	2.146	0.750	0.250	£29.69		£22.79
ZM48-110	110	2.292	1.396	2.333	2.354	0.750	0.250	£30.88		£23.68
ZM48-120	120	2.500	1.500	2.542	2.563	0.750	0.250	£31.54		£24.16
ZM48-140	140	2.917	1.708	2.958	2.979	0.750	0.250	£32.72		£25.11
ZM48-150	150	3.125	1.813	3.167	3.188	0.750	0.250	£33.32		£25.59
ZM48-160	160	3.333	1.917	3.375	3.396	0.750	0.250	£38.05		£29.16
ZM48-180	180	3.750	2.125	3.792	3.813	0.750	0.250	£47.71		£36.59
ZM48-200	200	4.167	2.330	4.208	4.229	0.750	0.250	£59.52		£45.71
ZM48-350	350	7.291	3.895	7.333	7.354	1.500	0.500	£184.63		£156.93

Worms & Wheels Plastic DP 48

