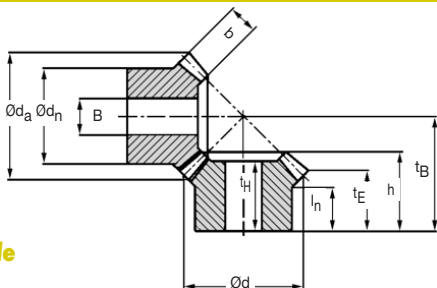


Mitre Bevel 1:1

Materials

1.0 - 6.0 MOD

STD : Steel 080M40 (En8)
BS545



20° Pressure Angle

Gear Life : 12,000 hours (based on 12 hours per day usage)

DISCOUNTS

Quantity	List Price
1 - 5	-
6 - 19	- 5%
20 - 39	- 10%
40 - 59	- 15%
60 - 99	- 20%
100 - 200	- 30%

TORQUE CHECK	16 teeth x 1000 rpm									
	1.0 MOD	1.5 MOD	2.0 MOD	2.5 MOD	3.0 MOD	3.5 MOD	4.0 MOD	4.5 MOD	5.0 MOD	6.0 MOD
TORQUE Nm.	0.28	0.92	1.85	3.50	5.56	8.50	12.20	16.80	22	30.60
K.W.	0.029	0.097	0.19	0.37	0.58	0.89	1.28	1.76	2.30	3.20

Bevel Gears Steel MOD 1:1

PART NUMBER	No. of TEETH	MOD	d_a	d	b	l_n	d_n	B	t_B	h	t_H	t_E	Weight kg	PRICE EA. 1-5
151-110-016	16	1.0	17.41	16.0	4.0	8.0	14.0	5.0	17.0	12.3	11.0	9.71	0.012	£32.99
151-110-019	19		20.41	19.0	4.5	8.0	16.0	6.0	19.0	13.1	12.0	10.21	0.018	£40.25
151-110-022	22		23.41	22.0	5.0	9.5	19.0	6.0	22.0	15.0	13.5	11.71	0.027	£49.75
151-110-026	26		27.41	26.0	6.0	10.0	22.0	8.0	25.0	16.7	15.5	12.71	0.042	£56.41
151-110-030	30		31.41	30.0	7.0	10.5	25.0	8.0	28.0	18.4	17.0	13.71	0.061	£66.71
151-115-016	16	1.5	26.11	24.0	6.0	10.0	20.0	8.0	24.0	16.9	15.0	13.06	0.032	£41.30
151-115-019	19		30.62	28.5	6.5	10.5	24.0	8.0	27.0	18.0	16.0	13.81	0.053	£52.18
151-115-022	22		35.12	33.0	7.5	11.0	26.0	8.0	31.0	20.5	18.5	15.56	0.077	£60.44
151-115-026	26		41.11	39.0	8.5	13.0	28.0	10.0	35.0	22.2	20.5	16.56	0.105	£73.18
151-115-030	30		47.12	45.0	10.0	13.5	30.0	10.0	39.0	24.3	22.5	17.56	0.150	£70.63
151-120-016	16	2.0	34.82	32.0	8.0	12.0	26.0	10.0	31.0	21.5	19.0	16.41	0.072	£53.98
151-120-019	19		40.82	38.0	9.0	12.0	30.0	10.0	35.0	23.2	21.0	17.41	0.115	£66.27
151-120-022	22		46.82	44.0	10.0	13.0	32.0	12.0	39.0	25.0	23.0	18.41	0.155	£73.18
151-120-026	26		54.82	52.0	11.5	14.0	36.0	12.0	45.0	28.0	26.0	20.41	0.242	£86.71
151-120-030	30		62.82	60.0	13.5	15.0	40.0	14.0	50.0	30.4	28.0	21.41	0.340	£97.58
151-125-016	16	2.5	43.53	40.0	10.0	13.0	32.0	12.0	37.0	25.0	22.0	18.77	0.132	£63.26
151-125-019	19		51.03	47.5	11.0	14.5	38.0	12.0	43.0	28.1	25.0	21.02	0.220	£77.38
151-125-022	22		58.53	55.0	12.5	16.0	40.0	14.0	48.0	30.4	28.0	22.27	0.298	£84.23
151-125-026	26		68.53	65.0	14.5	17.0	45.0	16.0	54.0	32.8	30.0	23.27	0.433	£97.58
151-125-030	30		78.53	75.0	16.5	18.0	50.0	18.0	60.0	35.3	32.0	24.27	0.602	£111.09

14.16



Unit 14, Foxwood Ind. Park, Foxwood Rd. Chesterfield, Derbyshire S41 9RN
Telephone +44(0)1246 268080 Fax +44(0)1246 260003

PART NUMBER	No. of TEETH	MOD	d _a	d	b	l _n	d _n	B	t _B	h	t _H	t _E	Weight kg	PRICE EA. 1-5
151-130-016	16		52.24	48.0	12.0	14.0	38.0	14.0	43.0	28.7	25.0	21.12	0.218	£71.55
151-130-019	19		61.24	57.0	13.5	16.0	40.0	14.0	49.0	31.3	28.0	22.62	0.315	£86.71
151-130-022	22	3.0	70.24	66.0	15.0	18.0	45.0	16.0	56.0	35.0	31.0	25.12	0.457	£100.62
151-130-026	26		82.24	78.0	17.0	20.0	52.0	18.0	65.0	39.3	36.0	28.12	0.737	£108.86
151-130-030	30		94.24	90.0	19.5	22.0	60.0	20.0	73.0	43.1	39.0	30.12	1.08	£128.23
151-135-016	16		60.94	56.0	14.0	16.5	45.0	16.0	50.0	33.4	29.0	24.48	0.353	£82.42
151-135-019	19		71.44	66.5	16.0	18.0	50.0	16.0	57.0	36.5	32.0	26.22	0.540	£97.58
151-135-022	22	3.5	81.94	77.0	17.5	20.0	55.0	18.0	64.0	39.4	35.0	27.98	0.745	£109.89
151-135-026	26		95.94	91.0	20.0	21.0	60.0	20.0	73.0	43.2	39.0	29.65	1.110	£128.23
151-135-030	30		109.94	105.0	23.0	23.0	70.0	22.0	83.0	48.3	44.0	32.98	1.700	£146.42
151-140-016	16		69.65	64.0	16.0	18.0	50.0	18.0	57.0	38.0	33.0	27.82	0.512	£89.31
151-140-019	19		81.65	76.0	18.0	20.0	55.0	18.0	65.0	41.4	37.0	29.83	0.775	£109.89
151-140-022	22	4.0	93.65	88.0	20.0	22.0	60.0	20.0	73.0	45.0	40.0	31.83	1.080	£128.23
151-140-026	26		109.65	104.0	23.0	23.0	70.0	22.0	82.0	48.0	44.0	32.83	1.650	£146.42
151-140-030	30		125.65	120.0	26.0	25.0	80.0	25.0	92.0	52.2	48.0	34.83	2.410	£165.38
151-145-016	16		78.36	72.0	18.0	21.0	58.0	20.0	64.0	42.6	38.0	31.18	0.755	£111.29
151-145-019	19		91.86	85.5	20.0	21.0	60.0	22.0	72.0	45.3	40.0	32.43	1.020	£128.23
151-145-022	22	4.5	105.36	99.0	22.5	23.0	70.0	25.0	81.0	49.4	44.0	34.68	1.540	£142.17
151-145-026	26		123.36	117.0	25.5	25.0	80.0	28.0	92.0	53.5	48.0	36.68	2.320	£178.71
151-145-030	30		141.36	135.0	29.0	30.0	85.0	30.0	104.0	59.0	54.0	39.68	3.260	£199.26
151-150-016	16		87.07	80.0	20.0	22.5	65.0	22.0	70.0	46.3	41.0	33.54	1.030	£122.58
151-150-019	19		102.07	95.0	22.0	23.0	70.0	25.0	79.0	49.2	44.0	35.04	1.440	£134.11
151-150-022	22	5.0	117.07	110.0	25.0	25.0	80.0	28.0	89.0	54.0	48.0	37.54	2.120	£161.92
151-150-026	26		137.07	130.0	29.0	29.0	85.0	30.0	103.0	60.7	55.0	41.54	3.140	£197.65
151-150-030	30		157.07	150.0	32.0	32.0	90.0	35.0	116.0	66.0	60.0	44.54	4.250	£228.94
151-160-016	16		104.46	96.0	22.5	24.0	80.0	25.0	80.0	50.7	44.0	36.24	1.690	£186.57
151-160-019	19		122.46	114.0	26.0	25.0	85.0	28.0	90.0	54.2	48.0	37.24	2.770	£219.83
151-160-022	22	6.0	140.46	132.0	30.0	26.0	95.0	30.0	100.0	58.0	51.0	38.24	4.100	£263.64
151-160-026	26		164.46	156.0	35.0	30.0	105.0	35.0	116.0	65.6	58.0	42.24	6.080	£311.27
151-160-030	30		188.46	180.0	40.0	33.0	120.0	40.0	132.0	73.2	66.0	46.24	9.160	£371.21

'Never Knowingly Outpriced'

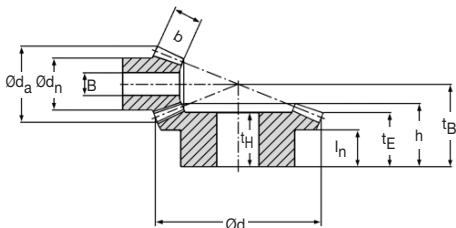


Bevel Gears 1.5:1

Materials

1.0 - 6.0 MOD

STD : Steel 080M40 (En8)
BS545



20° Pressure Angle

Straight Teeth.

Angle of Engagement : 90°

Gear Life : 12,000 hours (based on 12 hours per day usage)

DISCOUNTS

Quantity	List Price
1 - 5	-
6 - 19	- 5%
20 - 39	- 10%
40 - 59	- 15%
60 - 99	- 20%
100 - 200	- 30%

TORQUE CHECK	16 teeth x 1000 rpm									
	1.0 MOD	1.5 MOD	2.0 MOD	2.5 MOD	3.0 MOD	3.5 MOD	4.0 MOD	4.5 MOD	5.0 MOD	6.0 MOD
TORQUE Nm.	0.33	1.10	2.20	4.14	6.62	10.10	14.50	20.00	26.20	36.40
K.W.	0.035	0.12	0.23	0.43	0.71	1.06	1.50	2.11	2.75	3.82

Bevel Gears Steel MOD 1-6

PART NUMBER	No. of TEETH	MOD	d_a	d	b	l_n	d_n	B	t_B	h	t_H	t_E	Weight kg	PRICE EA. 1-5
151-210-016	16	1.0	17.66	16.0	4.5	7.2	13.5	5.0	20.0	12.2	11.0	8.55	0.011	£35.00
151-210-024	24		25.11	24.0	4.5	9.3	21.0	6.0	20.0	15.1	13.5	12.83	0.035	£52.58
151-215-016	16	1.5	26.49	24.0	7.0	10.6	20.0	8.0	30.0	18.4	17.0	12.83	0.036	£47.33
151-215-024	24		37.67	36.0	7.0	12.0	26.0	8.0	27.0	19.7	17.5	16.25	0.080	£71.15
151-220-016	16	2.0	35.32	32.0	10.0	12.0	26.0	10.0	38.0	23.0	21.0	15.17	0.080	£58.40
151-220-024	24		50.22	48.0	10.0	15.0	35.0	12.0	35.0	25.7	23.0	20.66	0.185	£87.69
151-225-016	16	2.5	44.16	40.0	12.5	13.5	32.0	12.0	46.0	27.3	25.0	17.40	0.146	£65.69
151-225-024	24		62.77	60.0	12.5	16.0	42.0	14.0	42.0	30.2	27.0	24.10	0.340	£98.41
151-230-016	16	3.0	53.00	48.0	14.5	15.5	40.0	14.0	54.0	31.1	28.0	19.66	0.255	£75.57
151-230-024	24		75.32	72.0	14.5	18.0	50.0	16.0	49.0	34.6	30.0	27.50	0.555	£114.14
151-235-016	16	3.5	61.82	56.0	17.0	17.0	47.0	16.0	62.0	35.4	32.0	21.94	0.400	£87.86
151-235-024	24		87.88	84.0	17.0	21.0	58.0	18.0	57.0	40.3	36.0	31.91	0.905	£130.87
151-240-016	16	4.0	70.65	64.0	19.0	18.5	54.0	18.0	70.0	39.2	35.0	24.21	0.584	£96.57
151-240-024	24		100.43	96.0	19.0	24.0	66.0	20.0	65.0	45.7	40.0	36.32	1.330	£145.79
151-245-016	16	4.5	79.48	72.0	21.5	21.0	60.0	20.0	79.0	44.5	40.0	27.50	0.833	£128.23
151-245-024	24		113.00	108.0	21.5	26.0	75.0	25.0	73.0	51.5	45.0	40.74	1.880	£191.40
151-250-016	16	5.0	88.32	80.0	24.0	23.0	65.0	22.0	88.0	49.8	45.0	30.77	1.130	£129.24
151-250-024	24		125.54	120.0	24.0	28.0	85.0	30.0	80.0	56.0	49.0	44.16	2.550	£193.41
151-260-016	16	6.0	105.96	96.0	28.5	24.7	80.0	25.0	102.0	55.9	50.0	33.33	2.050	£274.55
151-260-024	24		150.66	144.0	28.5	32.0	105.0	35.0	90.0	61.1	52.5	46.99	4.180	£408.94


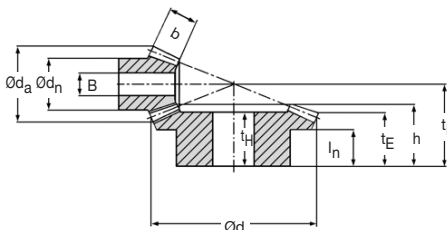


Materials

STD : Steel 080M40 (En8)
BS545

Bevel Gears 2:1

1.0 - 6.0 MOD



20° Pressure Angle

Straight Teeth.

Angle of Engagement : 90°

Gear Life : 12,000 hours (based on 12 hours per day usage)

DISCOUNTS

1 - 5	List Price
6 - 19	- 5%
20 - 39	- 10%
40 - 59	- 15%
60 - 99	- 20%
100 - 200	- 30%

TORQUE CHECK	16 teeth x 1000 rpm									
	1.0 MOD	1.5 MOD	2.0 MOD	2.5 MOD	3.0 MOD	3.5 MOD	4.0 MOD	4.5 MOD	5.0 MOD	6.0 MOD
TORQUE Nm.	0.31	1.02	2.37	4.68	7.56	11.50	16.50	23.20	31.30	50.50
K.W.	0.032	0.11	0.25	0.49	0.79	1.21	1.73	2.43	3.28	5.29

PART NUMBER	No. of TEETH	MOD	d _a	d	b	l _n	d _n	B	t _B	h	t _H	t _E	Weight kg	PRICE EA. 1-5
151-310-015	15	1.0	16.79	15.0	5.0	8.0	12.5	5.0	23.0	12.8	12.0	8.45	0.010	£30.00
151-310-030	30		30.89	30.0	5.0	9.0	22.0	8.0	20.0	15.4	14.0	13.40	0.044	£72.14
151-315-015	15	1.5	25.19	22.5	8.0	10.6	19.0	8.0	34.0	19.1	18.0	12.17	0.032	£32.81
151-315-030	30		46.34	45.0	8.0	13.0	32.0	10.0	28.0	21.2	19.0	18.09	0.133	£72.14
151-320-015	15	2.0	33.58	30.0	11.5	12.0	25.0	10.0	43.0	23.8	22.0	13.89	0.071	£54.58
151-320-030	30		61.80	60.0	11.5	15.0	40.0	14.0	35.0	26.3	23.0	21.79	0.278	£109.28
151-325-015	15	2.5	41.98	37.5	14.5	14.0	31.0	12.0	53.0	29.2	27.0	16.62	0.140	£60.04
151-325-030	30		77.25	75.0	14.5	17.0	50.0	18.0	42.0	30.9	27.0	25.49	0.510	£120.56
151-330-015	15	3.0	50.37	45.0	17.0	16.0	38.0	14.0	63.0	34.0	32.0	19.34	0.245	£63.48
151-330-030	30		92.70	90.0	17.0	19.0	60.0	20.0	49.0	35.8	31.0	29.18	0.880	£128.09
151-335-015	15	3.5	58.77	52.5	19.5	18.5	44.0	16.0	73.0	38.9	36.0	22.06	0.380	£80.41
151-335-030	30		108.15	105.0	19.5	22.0	70.0	22.0	57.0	41.5	36.0	33.88	1.410	£161.54
151-340-015	15	4.0	67.16	60.0	22.0	25.0	50.0	18.0	83.0	43.8	41.0	24.79	0.560	£94.54
151-340-030	30		123.60	120.0	22.0	25.0	80.0	25.0	65.0	47.1	42.0	38.58	2.130	£188.97
151-345-015	15	4.5	75.56	67.5	25.0	22.5	55.0	20.0	93.0	49.2	46.0	27.51	0.780	£116.13
151-345-030	30		139.02	135.0	25.0	28.0	90.0	30.0	73.0	53.0	47.0	43.27	2.990	£232.37
151-350-015	15	5.0	83.95	75.0	28.0	24.0	60.0	22.0	103.0	54.5	51.0	30.23	1.060	£118.56
151-350-030	30		154.46	150.0	28.0	30.0	100.0	25.0	80.0	57.9	51.0	46.97	3.980	£237.80
151-360-015	15	6.0	100.74	90.0	32.5	26.2	75.0	25.0	120.0	60.8	56.0	32.68	1.820	£288.04
151-360-030	30		185.34	180.0	32.5	33.0	120.0	40.0	90.0	63.2	54.0	50.37	5.840	£573.98

Bevel Gears Steel MOD 1:6

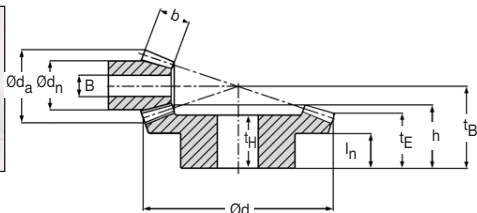


Bevel Gears 2.5:1

Materials

1.0 - 6.0 MOD

STD : Steel 080M40 (En8)
BS545



20° Pressure Angle

Straight Teeth.

Angle of Engagement : 90°

Gear Life : 12,000 hours (based on 12 hours per day usage)

DISCOUNTS

1 - 5	List Price
6 - 19	- 5%
20 - 39	- 10%
40 - 59	- 15%
60 - 99	- 20%
100 - 200	- 30%

TORQUE CHECK	16 teeth x 1000 rpm									
	1.0 MOD	1.5 MOD	2.0 MOD	2.5 MOD	3.0 MOD	3.5 MOD	4.0 MOD	4.5 MOD	5.0 MOD	6.0 MOD
TORQUE Nm.	0.36	1.21	2.92	5.32	8.36	12.60	17.70	24.20	33	45.70
K.W.	0.038	0.13	0.31	0.56	0.88	1.32	1.86	2.53	3.45	4.79

Bevel Gears Steel MOD 1.6

PART NUMBER	No. of TEETH	MOD	d_a	d	b	l_n	d_n	B	t_B	h	t_h	t_E	Weight kg	PRICE EA. 1-5
151-410-016	16	1.0	17.86	16.0	6.0	7.5	13.5	5.0	28.0	13.8	13.0	8.37	0.013	£36.82
151-410-040	40		40.74	40.0	6.0	9.0	25.0	8.0	21.0	15.9	14.0	13.93	0.075	£91.11
151-415-016	16	1.5	26.79	24.0	9.0	11.2	20.0	8.0	42.0	20.7	19.5	12.56	0.041	£45.71
151-415-040	40		61.11	60.0	9.0	13.5	38.0	12.0	30.0	22.3	20.0	19.39	0.232	£114.14
151-420-016	16	2.0	35.71	32.0	13.5	14.0	26.0	12.0	55.0	28.0	26.0	15.74	0.091	£50.75
151-420-040	40		81.48	80.0	13.5	18.0	50.0	18.0	39.0	29.2	26.0	24.85	0.515	£128.23
151-425-016	16	2.5	44.64	40.0	17.0	15.5	32.0	14.0	67.0	33.4	32.0	17.93	0.174	£65.89
151-425-040	40		101.85	100.0	17.0	20.0	60.0	20.0	46.0	33.9	30.0	28.32	0.930	£163.95
151-430-016	16	3.0	53.56	48.0	20.0	17.5	40.0	16.0	79.0	38.3	36.0	20.11	0.305	£76.57
151-430-040	40		122.22	120.0	20.0	23.0	70.0	22.0	55.0	40.3	36.0	33.78	1.630	£191.40
151-435-016	16	3.5	62.49	56.0	23.5	19.0	45.0	18.0	91.0	43.6	41.0	22.30	0.470	£91.11
151-435-040	40		142.59	140.0	23.5	26.0	80.0	25.0	62.0	44.7	40.0	37.25	2.370	£227.51
151-440-016	16	4.0	71.42	64.0	27.0	21.5	52.0	20.0	104.0	50.0	47.0	25.48	0.720	£109.28
151-440-040	40		162.97	160.0	27.0	30.0	90.0	30.0	72.0	52.5	46.0	43.71	3.560	£273.51
151-445-016	16	4.5	80.35	72.0	30.0	23.5	60.0	22.0	116.0	54.9	52.0	27.67	1.040	£145.79
151-445-040	40		183.34	180.0	30.0	34.0	100.0	35.0	81.0	59.0	52.0	49.18	4.980	£364.32
151-450-016	16	5.0	89.28	80.0	33.0	26.0	65.0	25.0	129.0	60.8	58.0	30.86	1.370	£164.16
151-450-040	40		203.71	200.0	33.0	36.0	110.0	40.0	88.0	63.4	56.0	52.64	6.600	£408.94
151-460-016	16	6.0	107.16	96.0	36.5	26.8	80.0	25.0	150.0	65.5	62.0	32.23	2.480	£360.91
151-460-040	40		244.44	240.0	36.5	34.0	125.0	40.0	95.0	64.5	55.0	52.57	12.350	£914.17

14.20



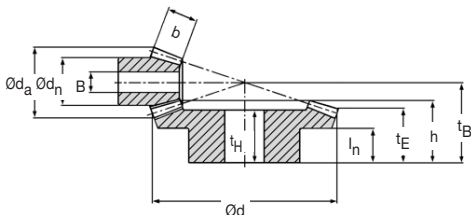
Unit 14, Foxwood Ind. Park, Foxwood Rd. Chesterfield, Derbyshire S41 9RN
Telephone +44(0)1246 268080 Fax +44(0)1246 260003

Materials

STD : Steel 080M40 (En8)
BS545

Bevel Gears 3:1

1.0 - 6.0 MOD



20° Pressure Angle

Straight Teeth.

Angle of Engagement : 90°

Gear Life : 12,000 hours (based on 12 hours per day usage)

DISCOUNTS

1 - 5	List Price
6 - 19	- 5%
20 - 39	- 10%
40 - 59	- 15%
60 - 99	- 20%
100 - 200	- 30%

TORQUE CHECK	16 teeth x 1000 rpm									
	1.0 MOD	1.5 MOD	2.0 MOD	2.5 MOD	3.0 MOD	3.5 MOD	4.0 MOD	4.5 MOD	5.0 MOD	6.0 MOD
TORQUE Nm.	0.33	1.09	2.64	5.13	7.55	11.30	16.06	22.20	29.70	41.30
K.W.	0.034	0.11	0.28	0.54	0.79	1.18	1.70	2.33	3.11	4.30

PART NUMBER	No. of TEETH	MOD	d _a	d	b	l _n	d _n	B	t _B	h	t _H	t _E	Weight kg	PRICE EA. 1-5
151-510-015	15	1.0	16.90	15.0	7.0	8.0	12.5	5.0	31.0	15.4	14.5	8.82	0.012	£30.00
151-510-045	45		45.63	45.0	7.0	10.0	28.0	10.0	22.0	17.4	15.5	15.45	0.102	£90.11
151-515-015	15	1.5	25.35	22.5	10.0	11.6	19.0	8.0	46.0	22.1	21.0	12.72	0.039	£32.81
151-515-045	45		68.45	67.5	10.0	14.5	40.0	14.0	31.0	23.9	21.5	21.17	0.300	£98.41
151-520-015	15	2.0	33.79	30.0	14.0	14.0	25.0	12.0	60.0	28.7	27.0	15.63	0.082	£58.40
151-520-045	45		91.26	90.0	14.0	20.0	50.0	18.0	41.0	31.7	28.0	27.89	0.632	£176.26
151-525-015	15	2.5	42.24	37.5	17.5	15.5	31.0	14.0	73.0	33.8	32.0	17.54	0.155	£57.83
151-525-045	45		114.08	112.5	17.5	22.0	60.0	20.0	48.0	36.4	32.0	31.62	1.150	£174.25
151-530-015	15	3.0	50.68	45.0	21.0	17.5	38.0	16.0	86.0	39.0	37.0	19.45	0.275	£68.75
151-530-045	45		136.89	135.0	21.0	25.0	70.0	22.0	56.0	42.1	37.0	36.34	1.900	£207.18
151-535-015	15	3.5	59.13	52.5	24.5	20.0	44.0	18.0	100.0	45.2	43.0	22.35	0.440	£80.03
151-535-045	45		159.71	157.5	24.5	28.0	80.0	25.0	64.0	47.8	42.0	41.07	2.950	£239.85
151-540-015	15	4.0	67.58	60.0	28.0	22.5	50.0	20.0	114.0	51.4	49.0	25.26	0.650	£95.54
151-540-045	45		182.52	180.0	28.0	32.0	90.0	30.0	73.0	54.5	48.0	46.79	4.320	£287.23
151-545-015	15	4.5	73.03	67.5	31.0	24.5	55.0	22.0	128.0	57.1	54.0	28.17	0.910	£123.39
151-545-045	45		205.34	202.5	31.0	35.0	105.0	35.0	81.0	60.1	53.0	51.52	6.180	£371.21
151-550-015	15	5.0	84.48	75.0	34.0	27.0	60.0	25.0	142.0	62.8	60.0	31.80	1.210	£150.42
151-550-045	45		228.16	225.0	34.0	38.0	120.0	40.0	89.0	65.6	58.0	56.24	8.660	£453.71
151-560-015	15	6.0	101.40	90.0	41.0	27.5	75.0	25.0	165.0	70.2	66.0	31.89	2.420	£384.91
151-560-045	45		273.78	270.0	41.0	35.0	140.0	45.0	98.0	70.0	60.0	58.69	17.510	£596.27

Bevel Gears Steel MOD 1.6

Unit 14, Foxwood Ind. Park, Foxwood Rd. Chesterfield, Derbyshire S41 9RN

Telephone +44(0)1246 268080 Fax +44(0)1246 260003



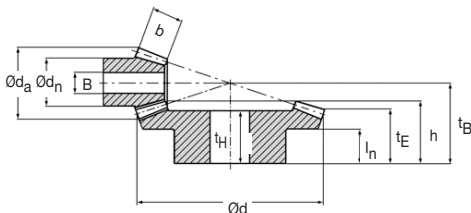

14.21

Bevel Gears 4:1

Materials

1.0-6.0 MOD

STD : Steel 080M40 (En8)
BS545



20° Pressure Angle

Straight Teeth.

Angle of Engagement : 90°

Gear Life : 12,000 hours (based on 12 hours per day usage)

DISCOUNTS

1 - 5	List Price
6 - 19	- 5%
20 - 39	- 10%
40 - 59	- 15%
60 - 99	- 20%
100 - 200	- 30%

TORQUE CHECK	16 teeth x 1000 rpm									
	1.0 MOD	1.5 MOD	2.0 MOD	2.5 MOD	3.0 MOD	3.5 MOD	4.0 MOD	4.5 MOD	5.0 MOD	6.0 MOD
TORQUE Nm.	0.33	1.11	2.69	4.90	7.69	11.56	16.16	22.2	30.30	42
K.W.	0.035	0.12	0.28	0.51	0.81	1.21	1.74	2.33	3.17	4.41

Bevel Gears Steel MOD 1-6

PART NUMBER	No. of TEETH	MOD	d_a	d	b	l_n	d_n	B	t_B	h	t_H	t_E	Weight kg	PRICE EA. 1-5
151-710-015	15	1.0	16.94	15.0	9.0	7.7	12.5	5.0	38.0	16.9	16.5	8.24	0.012	£26.12
151-710-060	60		60.49	60.0	9.0	10.0	35.0	12.0	23.0	18.4	16.5	16.47	0.195	£104.82
151-715-015	15	1.5	25.41	22.5	12.0	11.5	19.0	8.0	57.0	23.9	23.0	12.36	0.042	£27.33
151-715-060	60		90.74	90.0	12.0	15.5	50.0	16.0	33.0	25.7	23.0	23.21	0.570	£175.26
151-720-015	15	2.0	33.88	30.0	16.0	14.5	25.0	12.0	75.0	30.8	30.0	15.48	0.092	£53.01
151-720-060	60		120.97	120.0	16.0	22.0	65.0	20.0	45.0	35.3	32.0	31.94	1.335	£212.98
151-725-015	15	2.5	42.35	37.5	20.0	17.0	31.0	14.0	93.0	37.8	36.0	18.60	0.180	£62.84
151-725-060	60		151.21	150.0	20.0	25.0	80.0	22.0	53.0	40.9	36.0	36.73	2.370	£251.91
151-730-015	15	3.0	50.82	45.0	24.0	20.0	38.0	16.0	111.0	44.8	43.0	21.73	0.325	£74.98
151-730-060	60		181.45	180.0	24.0	28.0	95.0	28.0	62.0	47.4	42.0	42.41	4.060	£300.76
151-735-015	15	3.5	59.29	52.5	28.0	23.0	44.0	18.0	129.0	51.7	50.0	24.85	0.515	£90.31
151-735-060	60		211.69	210.0	28.0	30.0	110.0	32.0	69.0	52.0	46.0	46.15	6.160	£364.32
151-740-015	15	4.0	67.76	60.0	32.0	23.5	48.0	20.0	145.0	56.8	55.0	25.97	0.860	£136.69
151-740-060	60		241.92	240.0	32.0	35.0	125.0	35.0	80.0	60.6	53.0	53.88	9.060	£546.56
151-745-015	15	4.5	76.23	67.5	36.0	25.5	55.0	22.0	162.0	62.9	60.0	28.09	1.240	£191.81
151-745-060	60		272.16	270.0	36.0	37.5	140.0	40.0	88.0	66.2	57.0	58.62	12.950	£769.90
151-750-015	15	5.0	84.70	75.0	40.0	28.1	60.0	25.0	180.0	69.7	67.0	31.21	1.760	£283.20
151-750-060	60		302.40	300.0	40.0	38.0	160.0	45.0	95.0	70.8	62.0	62.35	17.820	£1120.42
151-760-015	15	6.0	101.64	90.0	45.0	28.1	75.0	25.0	210.0	74.7	71.0	31.45	2.420	£481.16
151-760-060	60		362.88	360.0	45.0	38.0	180.0	50.0	103.0	73.3	62.0	63.82	25.150	£1914.21

14.22



Unit 14, Foxwood Ind. Park, Foxwood Rd. Chesterfield, Derbyshire S41 9RN
Telephone +44(0)1246 268080 Fax +44(0)1246 260003